FY2025 Second Quarter
(Ended August 31, 2025)
Financial Briefing

October 10, 2025

RORZE CORPORATION

(Code：6323)

https://www.rorze.com/ir

Disclaimer

RORZE

Regarding forward-looking statements

The business forecasts and other forward-looking statements contained in this document are based on judgments made in accordance with information currently available for our company and do not constitute a guarantee or promise of the accuracy or completeness of such information. The forecast is also subject to change without notice due to changes in economic conditions, industry competition, markets and other systems.

Data included in this document are stated as follows

JPY values	:	Rounded down to the nearest unit
Percentages	:	Rounded to the nearest unit after calculated in units of 1 JPY
Fiscal year	:	Refer to the "fiscal year ended February 28, 2026" as "FY2025" or "FY'25,"
Accounting period	:	The accounting periods of the consolidated, domestic companies and overseas subsidiaries are as follows:

	Q1 (1st Quarter)	Q2 (2nd Quarter)	Q3 (3rd Quarter)	Q4 (4th Quarter)	Full-year
Consolidated and domestic companies	Mar.～May.	Jun.～Aug.	Sep.～Nov.	Dec.～ The following Feb.	Mar.～ The following Feb.
Overseas subsidiaries	Jan.～Mar.	Apr.～Jun.	Jul.～Sep.	Oct.～Dec.	Jan.～Dec.

Company Profile

Name	RORZE CORPORATION
Listed Market	Tokyo Stock Exchange Prime Market (Securities code：6323)
Head Office	Kannabe-cho, Fukuyama-shi, Hiroshima
Establishment	March 30, 1985
Capital	982 million JPY
Business	Development, design, manufacturing, and sales of automation system for semiconductor/FPD production and life science automation products
Employees	Consolidated： 4,394　Non-consolidated： 258 (As of August 31, 2025)
Locations	Japan　: Fukuyama, Yokohama, Kumamoto, Tsukuba and Tokyo Overseas : USA, Vietnam, Taiwan, Korea, Singapore, China , Germany and France

Number of employees (Consolidated)



Global Network

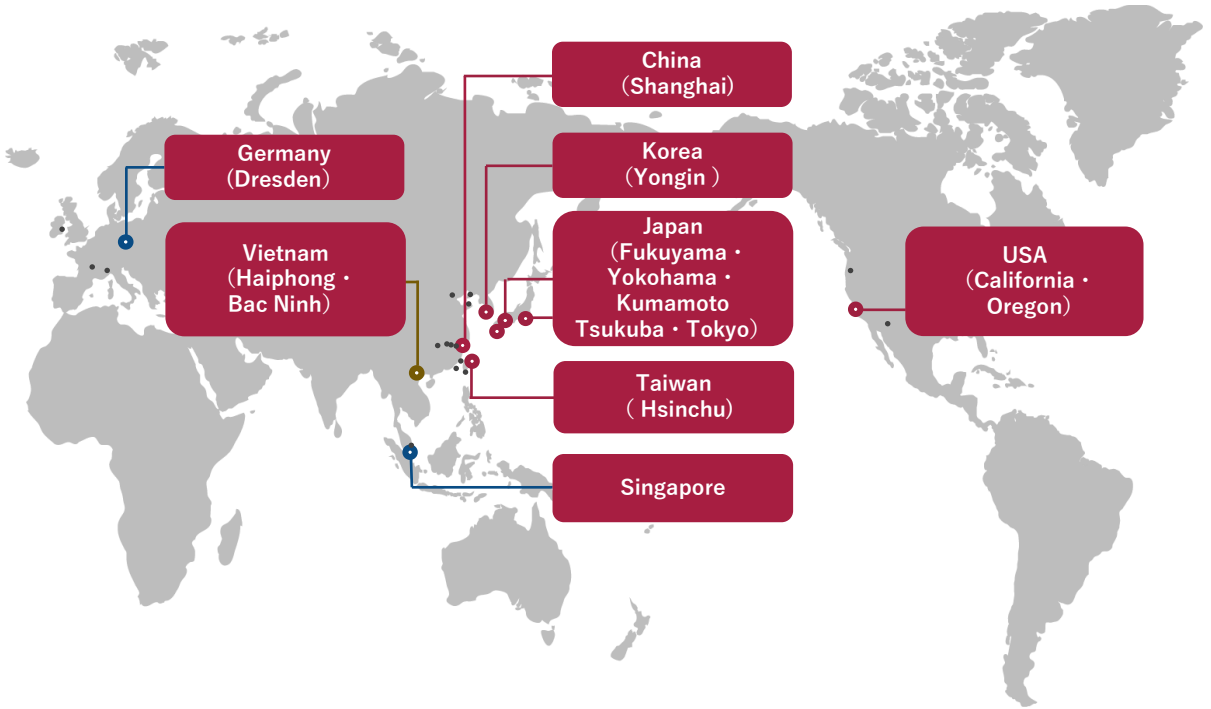

- R&D, Manufacturing, Sales, Support
- Sales, Support
- R&D, Manufacturing
- Support



FY2025
Second Quarter
(March 1 ～August 31, 2025)
Consolidated Business Results

Summary of Q2 FY2025

RORZE

- Sales grew 9% YoY, led by increasing installation of wafer sorters to major customers in Taiwan
- Operating profit declined 5% YoY, reflecting the reversal from last year's higher margin under weaker yen and the costs of the subsidiary consolidated from Q3 FY2024
- Ordinary profit declined 29% YoY, impacted by a non-operating change from foreign exchange gains to losses through the valuation of balance sheet items including intercompany loans (▲ 5.1 billion JPY YoY)

(Million JPY)

	FY'25 Q2	FY'24 Q2	YoY
Net sales	65,602	60,229	108.9%
Semi	54,650	51,311	106.5%
Analysis device ※	1,440	1,362	105.7%
FPD	3,259	3,392	96.1%
Life science	366	334	109.5%
Service/Parts etc. ※	5,886	3,828	153.8%
Operating profit	16,214	17,146	94.6%
Ordinary profit	14,572	20,574	70.8%
Profit attributable to owners of parent	10,872	15,850	68.6%
Average rate for the period (JPY/USD)	149	152	—

Quarterly Sales Trends

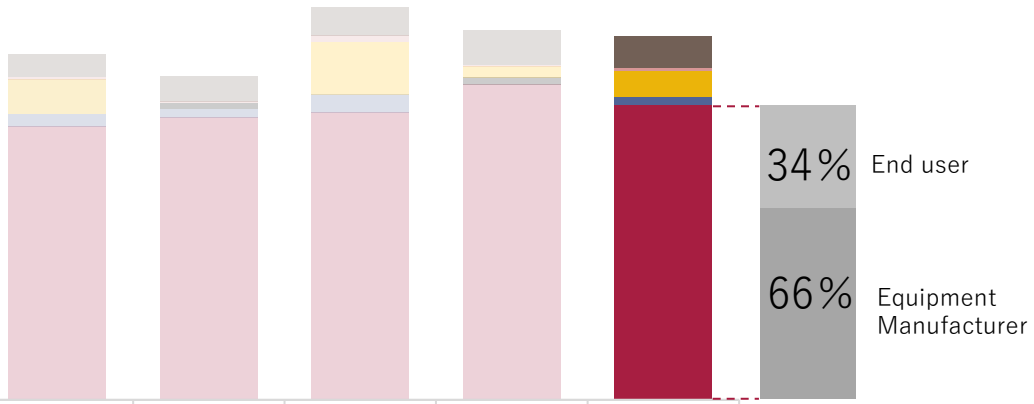

(Million JPY)	Q2 FY'24	Q3	Q4	Q1 FY'25	Q2
Service/Parts etc.	2,011	2,258	2,537	3,058	2,827
Life science	181	171	568	110	255
FPD	3,130	496	4,705	1,001	2,257
Analysis device	1,141	764	1,618	660	780
Semi	24,475	25,316	25,740	28,230	26,420

※ Part of the sales previously classified as "Service/Parts etc." becomes included in "Analysis device" in FY'25 , and the figures for FY'24 have been revised accordingly.

Net sales by regions

- Semi Sales to China recovered after hitting a low in Q4 FY2024, sales of front-end process and advanced package to Taiwan maintain at a high level
- Semi Sales to USA increased QoQ for major equipment manufacturers, while those for end user decreased
- The impact of mutual tariffs by USA was not significant to date

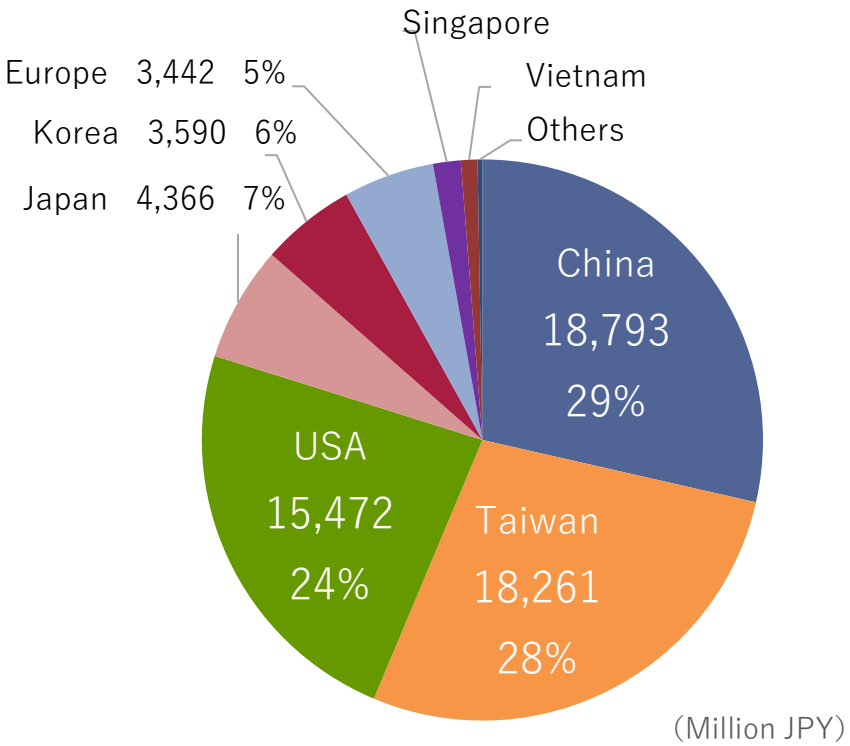

"Net sales by region" is calculated based on the location of each customer's head quarter

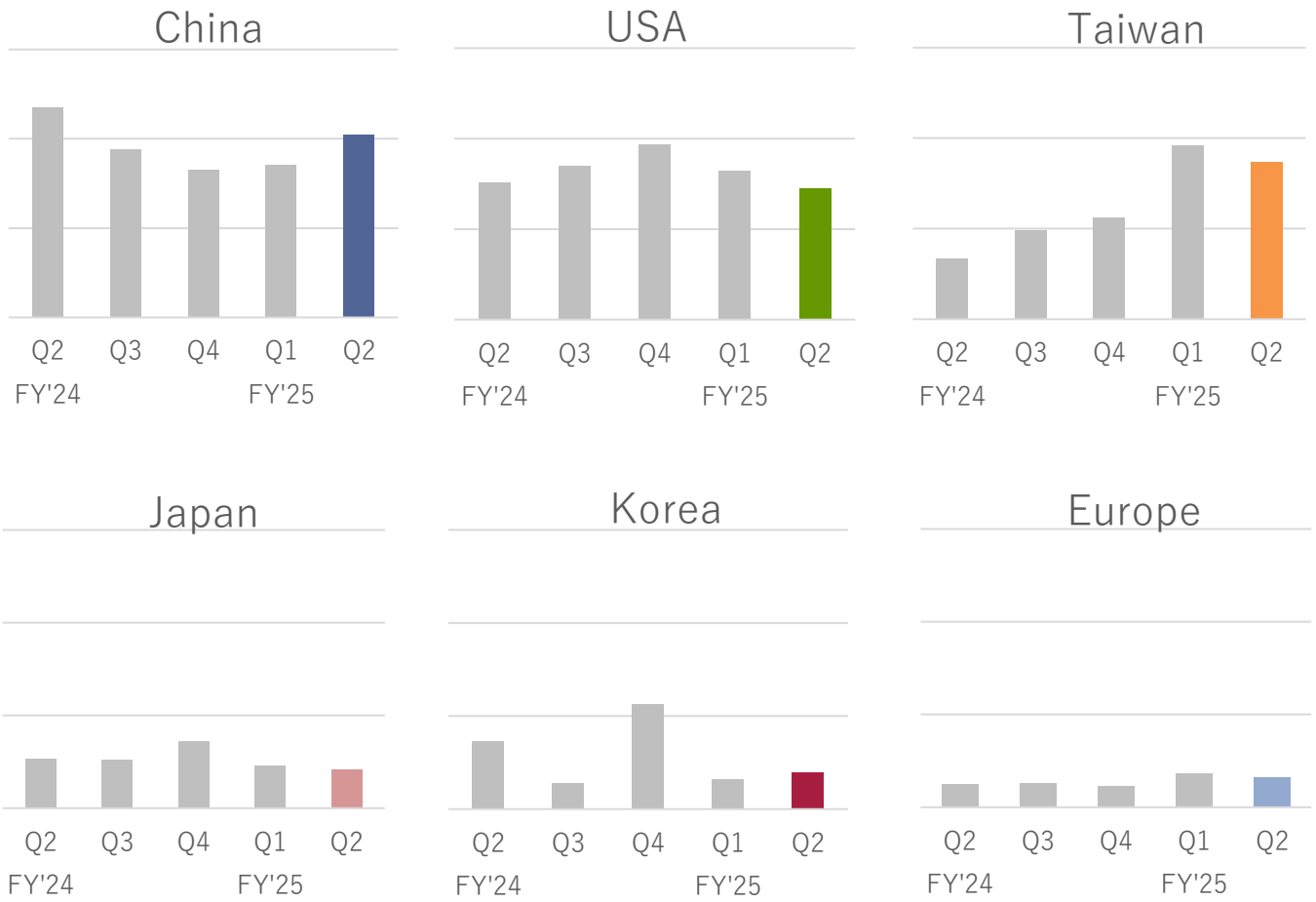

Operating profit

- Operating profit declined due to the reluctant decline of sales cost ratio with exchange rate effects and the increased SG&A by personnel costs and goodwill amortization at subsidiaries, while sales increased mainly in Semi

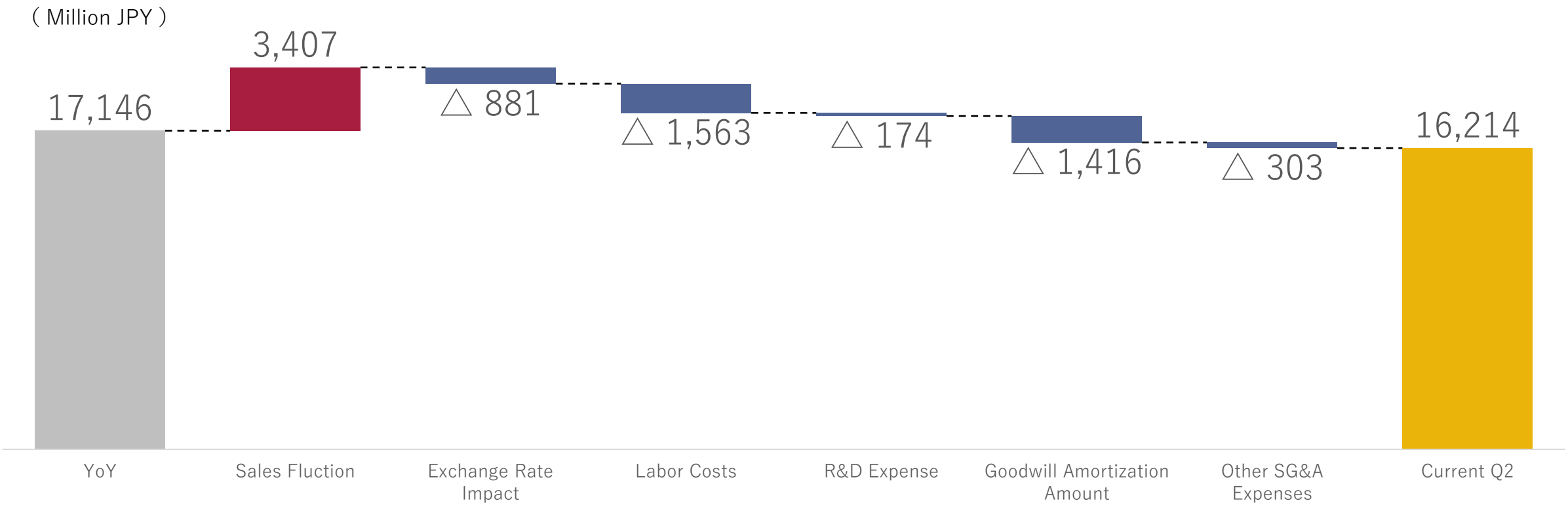

※ The impact of Nanoverse on consolidated operating profit（Million JPY）：
Labor Costs 926, R&D Expense 53, Goodwill amortization amount 1,402, Other SG&A Expense 666

Trends in orders, sales, and backlog

RORZE

Semi

- Sales amount decreased by exchange rate fluctuations, while sales to equipment manufactures increased
- Order amount increased, driven by major customers in Taiwan and China, with advanced package related equipment at a high level

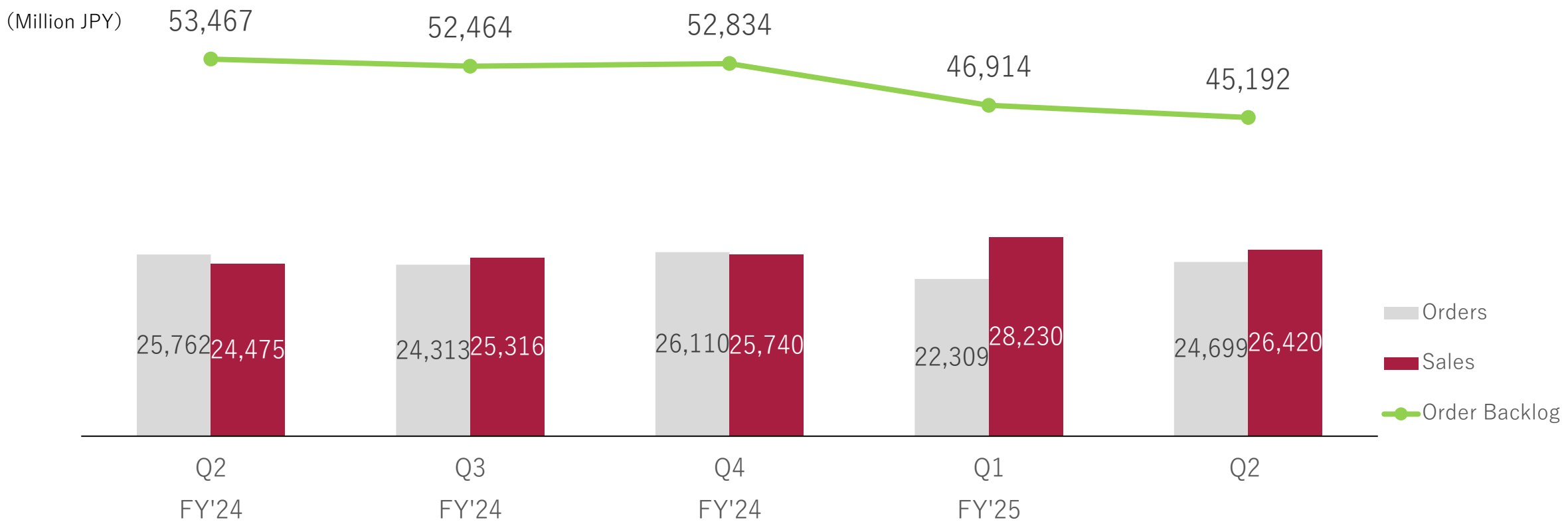

Trends in orders, sales, and backlog

RORZE

Analysis device

- Focused on strengthening group sales, marketing, and support for orders and sales currently
- Orders expanded to equipment and materials manufacturers recently

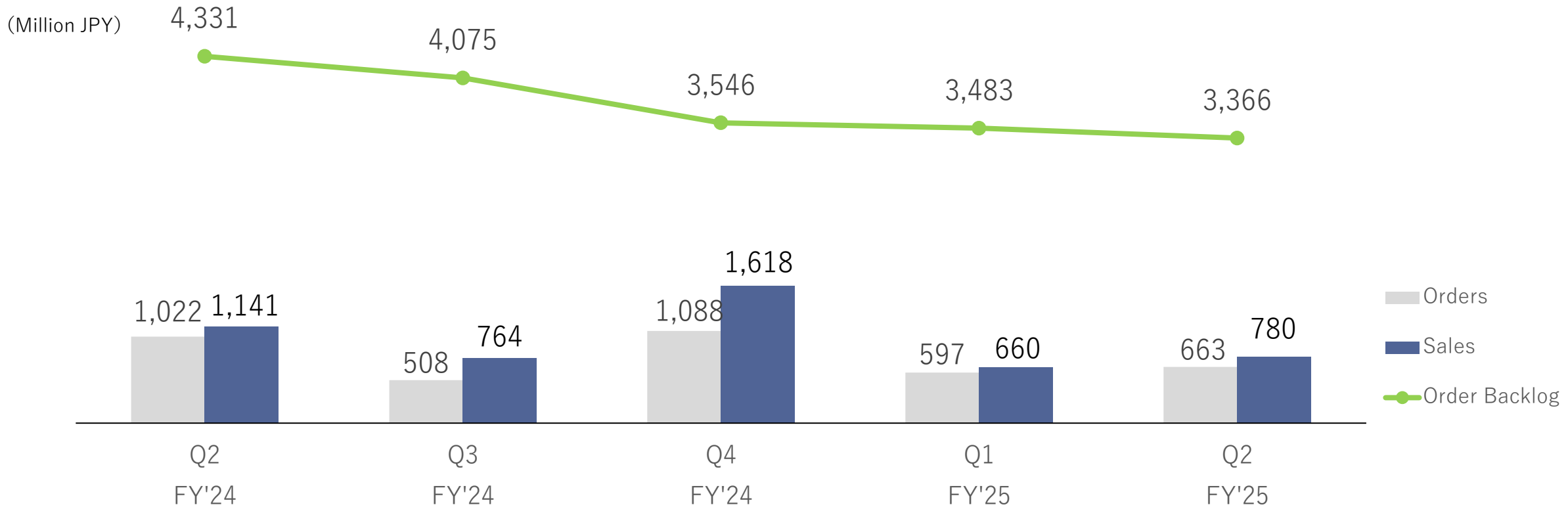

※ Part of the sales previously classified as “Service/Parts etc.” becomes included in “Analysis device” in FY’25 , and the figures for FY’24 have been revised accordingly.

Trends in orders, sales, and backlog

RORZE

FPD

- Sales amount increased by installation of mass-production equipment for OLED front-end process in Q2 FY2025
- Orders trending lower than Q4 FY2024, order backlog low on equipment delivery progress

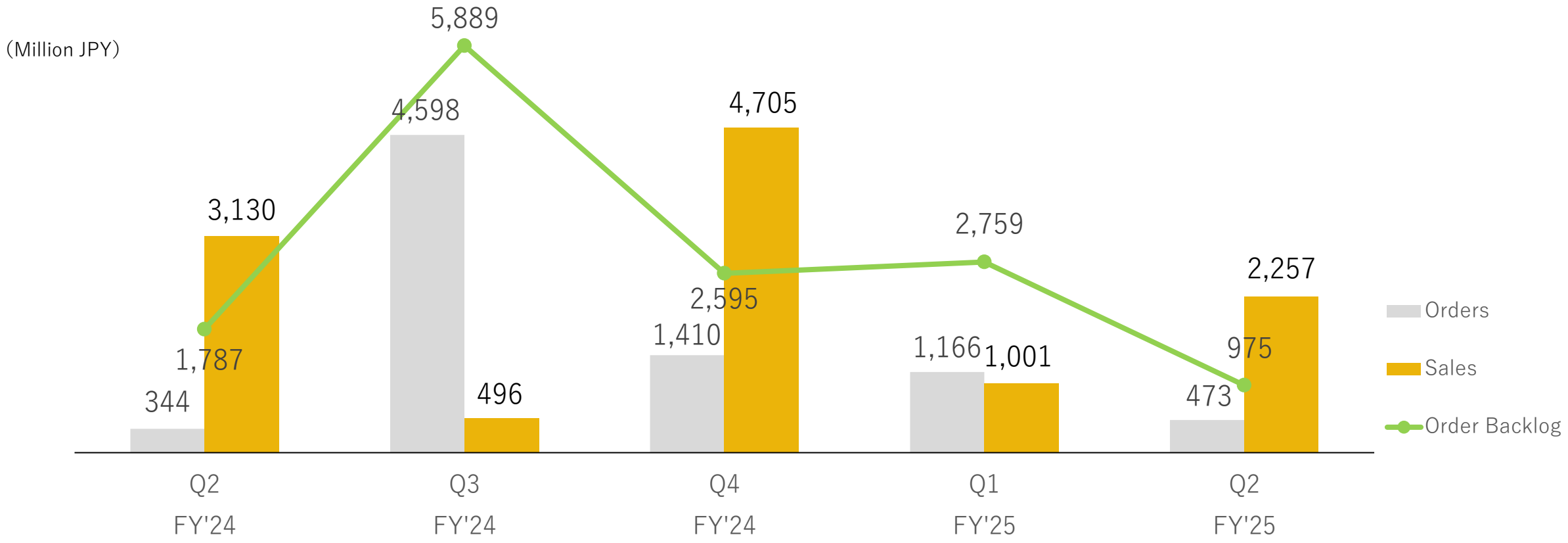

Consolidated balance sheet

- Inventory on the decrease mainly in raw materials
- Cash and deposits maintained for business investments, reduced interest-bearing debt by 4.7 billion JPY and executed share buyback of 5 billion JPY(completed by the end of July)

Assets

(100 million JPY)

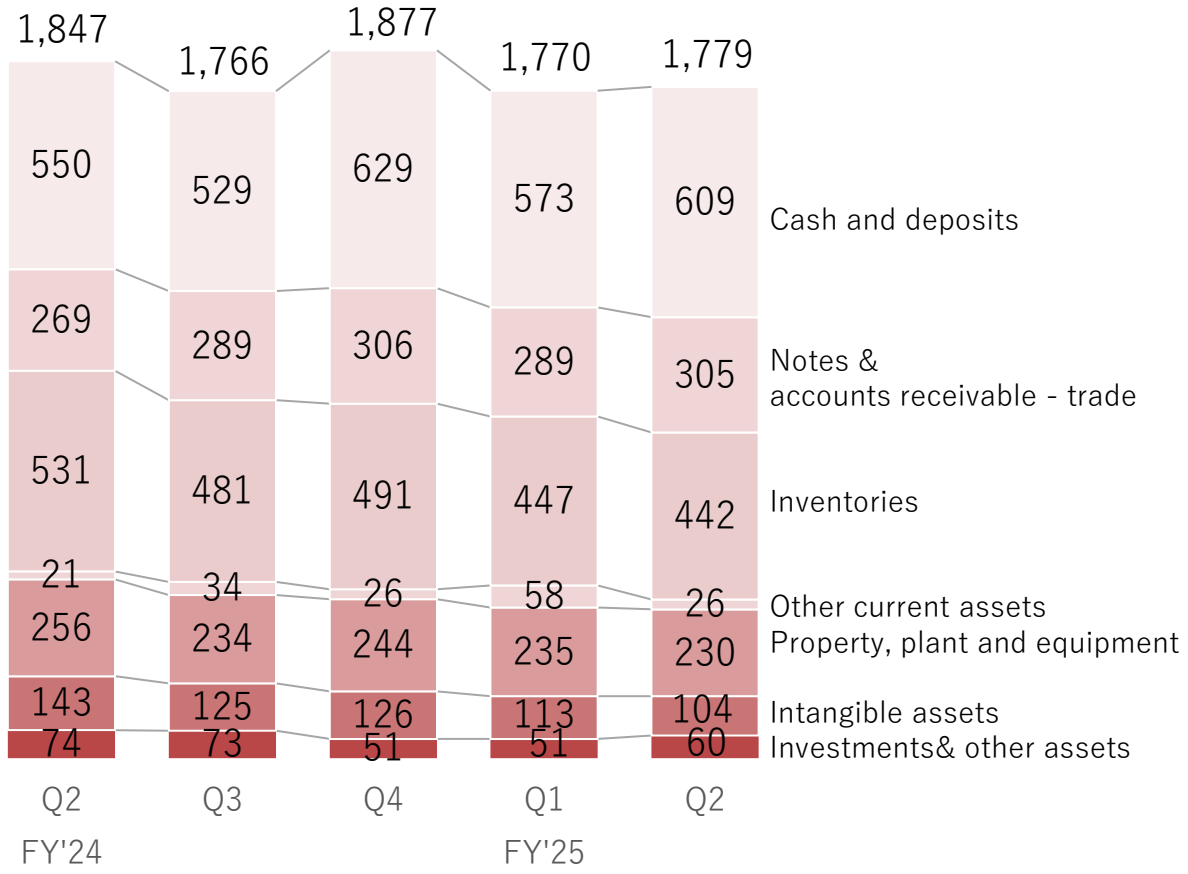

Liabilities/Net assets

(100 million JPY)

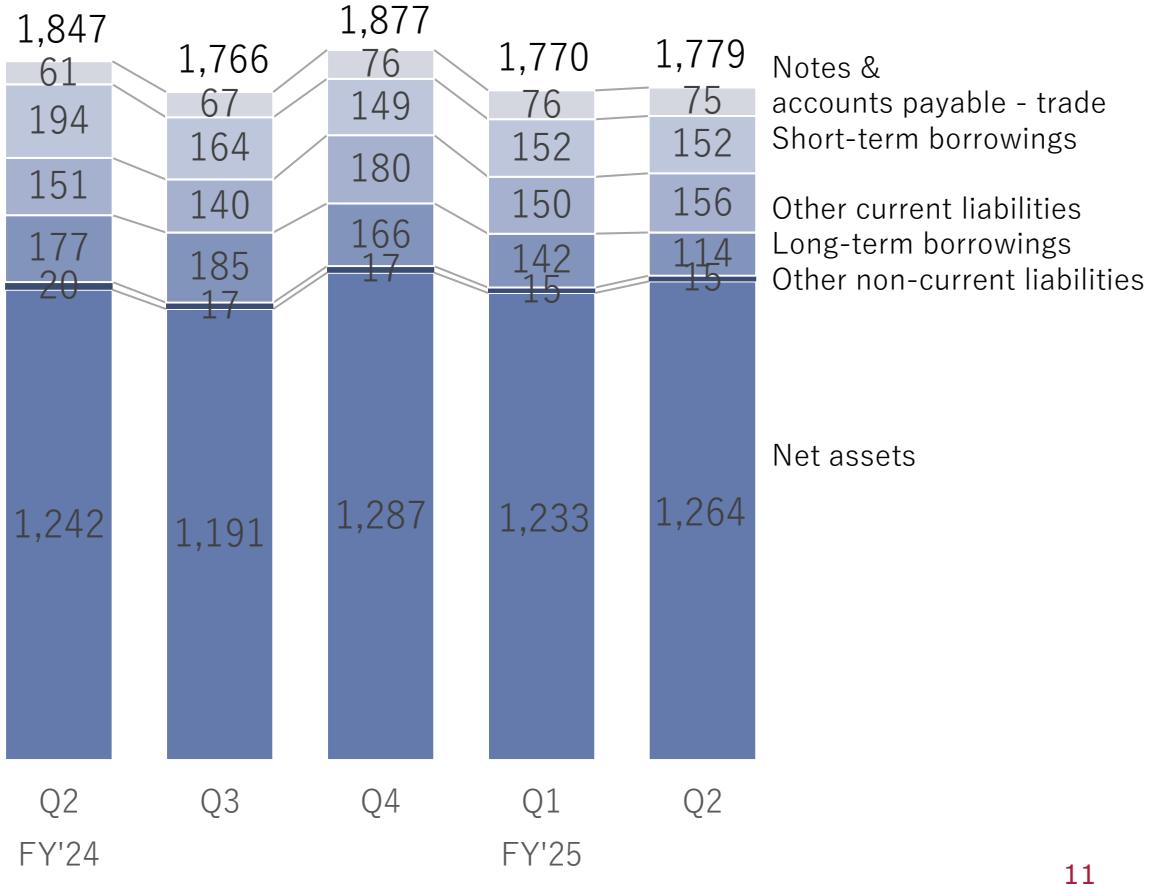

FY2025 Second Quarter Cash Flow

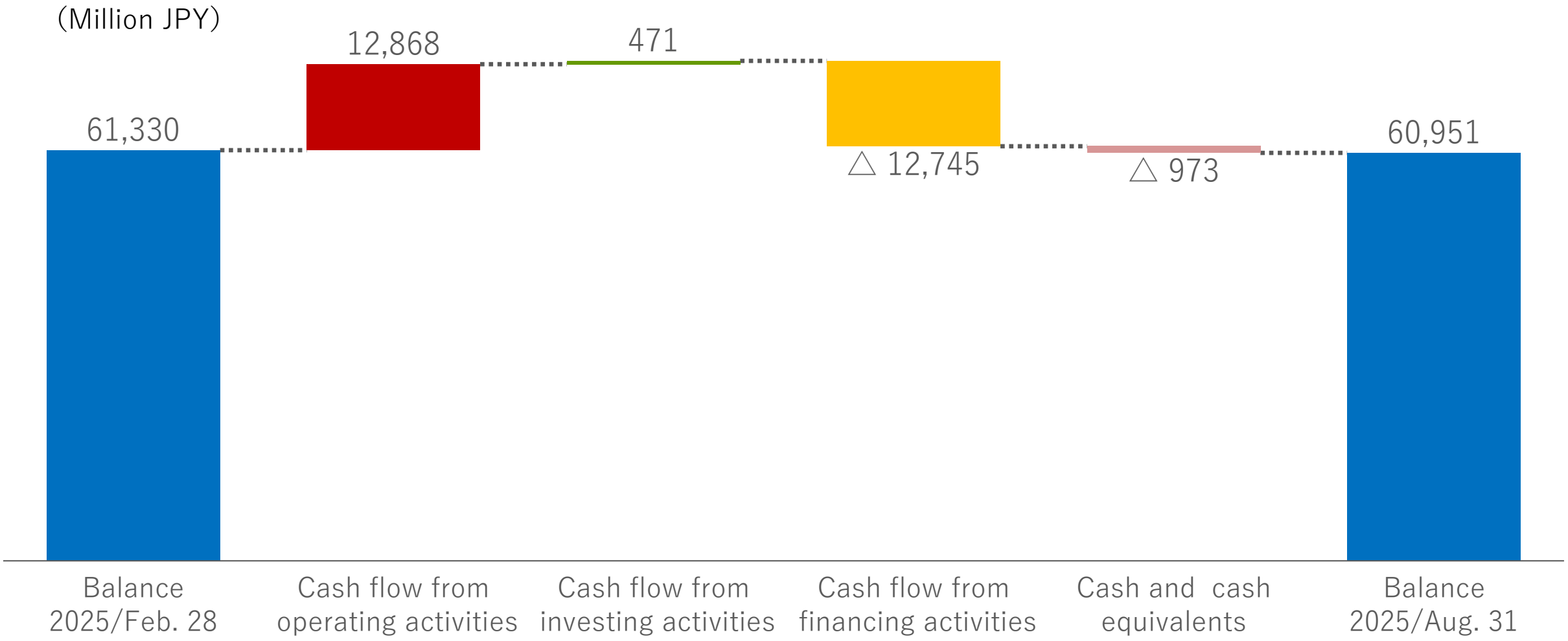



FY2025
Business Forecast

FY2025 Progress against business forecasts

RORZE

- Business forecast is unchanged.
- Semi, main products, is expected to keep high level demand mostly from Taiwan coupled with steady demand from major customers in China and USA

(Million JPY)

	FY'25 Q2 Achievements	FY'25 Full-year Forecast	Full-year Forecast Progress rate(%)
Net Sales	65,602	128,190	51.2
Semi	54,650	106,893	51.1
Analysis device	1,440	4,163	34.6
FPD	3,259	6,550	49.8
Life science	366	1,590	23.0
Service/Parts etc.	5,886	8,992	65.5
Operating Profit	16,214	30,345	53.4
Ordinary Profit	14,572	30,618	47.6
Profit attributable to owners of parent	10,872	23,499	46.3



Topics

Mass production plant in China achieved EFEM 1,000 units shipments

RORZE

- 2022 January — First unit assembly started at Chinese subsidiary
- 2022 October — Completion of mass-production plant
- 2023 April — 100th unit shipped
- 2025 Q3 — Cumulative shipments exceed 1,000 units

Number of production personnel：154
(As of end of August, 2025)

Number of EFEM units shipped by Chinese subsidiary (Quarterly basis)

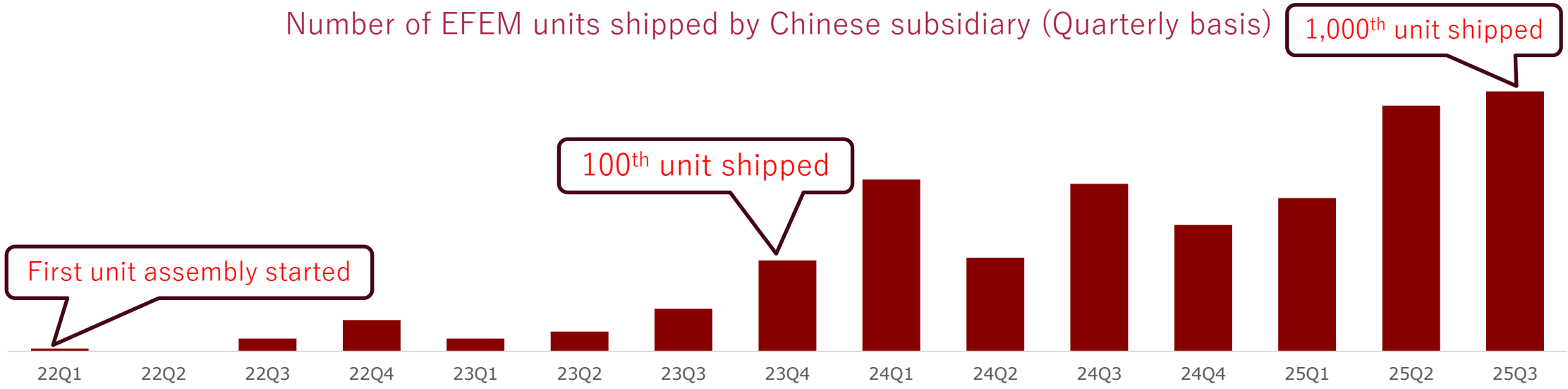

Honored to receive Supplier Award from Onto Innovation

Received the “2025 Supplier Excellence Award” in the Innovation category from Onto Innovation Inc..
Onto Innovation, based in Massachusetts, provides comprehensive process solutions across the semiconductor value chain, specializing in inspection, metrology, lithography and software



References

Semi

RORZE

RORZE

Unit

Atmospheric Robot

Aligner

Load Port

System

EFEM

Vacuum Platform

System

Wafer Sorter

N2 Purge Wafer Stocker

Equipment manufacturers(SPE)

Process equipment

Inspection equipment

End -user

Device manufacturers

Wafer manufacturers

Advanced packaging line

RORZE

Advanced packaging

Method for connecting chiplet to achieve higher device density and functionality expansion with a smaller footprint

■ Packaging on PCB

Front-end: One chip per wafer

Previous market for RORZE's handling equipment

Back-end: One chip per package

Packaging on PCB with mounter
(Communication between each semiconductor is conducted through the PCB)

■ Packaging on Silicon Wafer

Middle-end: Instead of packaging in back-end,

- Forming vertical holes that penetrate silicon by thinning the wafer
  (TSV：Through Silicon Via)
- **Stacking multiple wafers in 3D** on an interposer※

Expands new market, driving demand for RORZE's handling system
(Front-end＋Middle-end)

● Advanced packaging line
- Tape Frame Sorter
- PLP EFEM

※**Interposer**：A substrate that mediates the continuity of circuits on both sides through penetrating electrodes
(such as silicon interposer, glass interposer, and organic interposer)

Advanced packaging line



PLP EFEM

Tape Frame Sorter

Analysis device

RORZE

RORZE
RORZE IAS INC.

Gas

GED_SEMI

GED_Q

GED

GPD

Chemical solution

ASAS Ⅱ

MSAG

CSI



ASDM

Wafer

Expert

LAGM/Expert LA

Semiconductor industry

SPEs

End-user

Device manufacturers

Wafer manufacturers

Other industry

Research institution

Environmental measuring

Instrument manufacturer

Chemical manufacturer etc.

FPD

RORZE

RORZE

RORZE SYSTEMS
(Subsidiary in Korea)

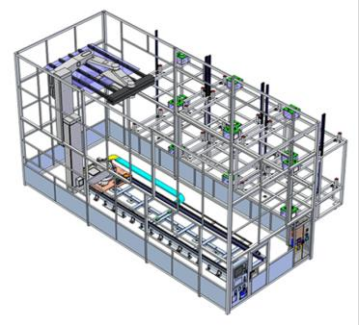

INDEX extra-large substrate transfer system

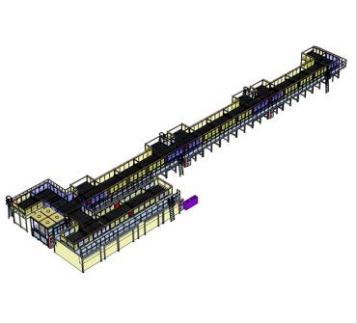

In-line returnable transfer system



Laser cutting equipment

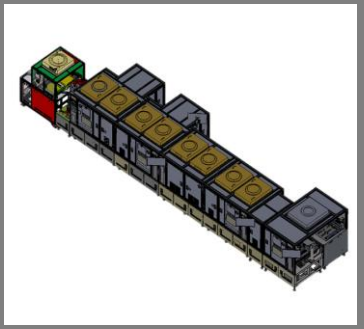

Display module equipment

Cell type extra-large packing equipment

Front-end：

FPD manufacturers
Glass for FPD manufacturers

Back-end：

FPD manufacturers

Life science

RORZE

RORZE Lifescience

Incubator
SCALE48

CO_2 Incubator with medium exchange function＆cell imaging function
CellKeeper® II 48Plus

Mobile robot

Automatic medium exchange system
CellFarm(L)-360™

Scheduling software
Green Button Go™ ※
(※Product of Biosero)

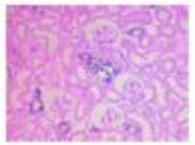

tissue staining and gene function analysis
GenoStaff

Drug discovery, Regenerative medicine (universities, pharmaceutical companies)

RORZE